

SIKKERHETSRELE NST-2009D

42080021
NST-2009D, 24V AC/DC

- Forsinkede utganger
- 4NO + 1NC



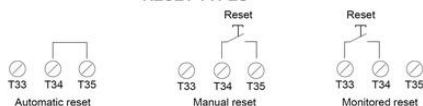
PRODUKTBESKRIVELSE

Duelco sitt NST-2009D har 4NO + 1NC utganger. Led-indikering for status og kategori 4 sikkerhetsnivå.

TEKNISKE DATA

Godkjenninger	CE, cULus
IP-klasse kåpe	IP40
IP-klasse tilkobling	IP20
Kategori sikkerhet	4
Matespenning	24 V AC/DC
PL	e
Safety outputs NO	4
Signal output NC	1
Temperaturområde fra	-25 °C
Temperaturområde til	50 °C
Toleranse	±10%

RESET TYPES



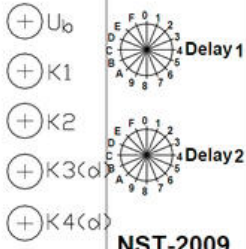
TIME DELAY TABLE - 0 - 600 SEC.

	0	1	2	3	4	5	6	7	8	9	A	B	C	D	E	F
0.05	0,1	0,2	0,3	0,4	0,5	0,6	0,7	0,8	0,9	1	1,1	1,2	1,3	1,4	1,5	
0.25	0,5	1	1,5	2	2,5	3	3,5	4	4,5	5	6	7	8	9	10	
1,5	3	6	9	12	15	18	21	24	27	30	36	42	48	54	60	
15	30	60	90	120	150	180	210	240	270	300	360	420	480	540	600	

STATUS TABLE, LED'S

LED U3	LED X1	LED X2	LED X3	LED X4	Interpretation / Possible Fault (depends on which connection example is being used)
ON	OFF	OFF	OFF	OFF	Supply OK
OFF	OFF	OFF	OFF	OFF	Supply not connected or missing / bad connection
ON	Blinking	Blinking	Blinking	Blinking	Monitoring circuit has not detected any faults and the relay is ready for reset
ON	ON	ON	ON	ON	Relay activated
ON	OFF	OFF	ON	ON	Emergency stop activated, time delay still active

T21	T22	A2	51	33	34
A1	T11	T12	52	43	44

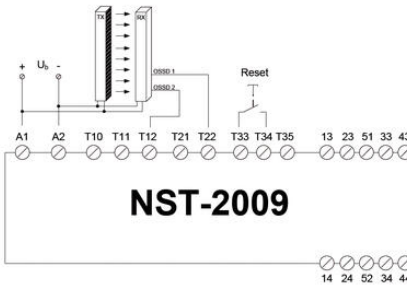
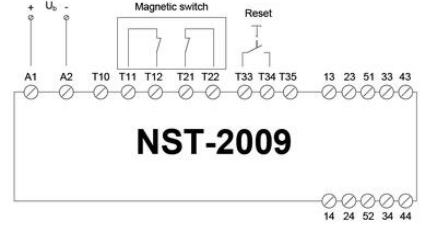
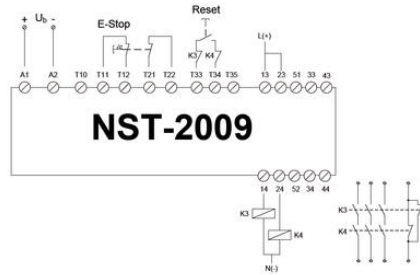
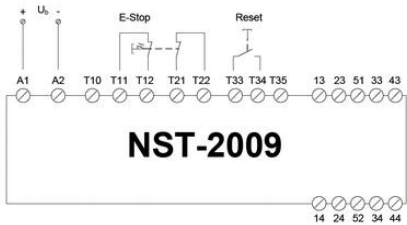
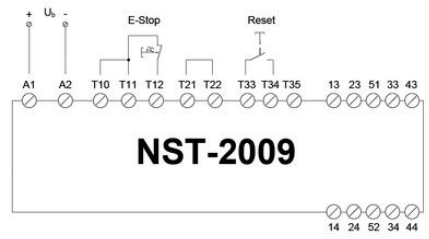
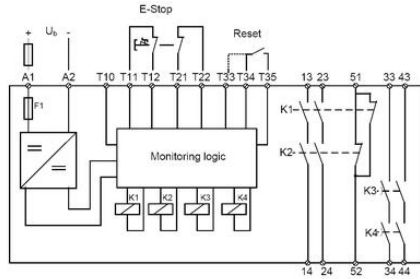


NST-2009

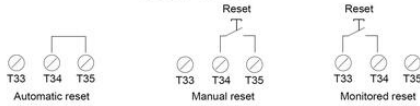
T10	T33	13	14
T35	T34	23	24

35 mm

Depth 114,50mm



RESET TYPES



TIME DELAY TABLE - 0 - 600 SEC.

	0	1	2	3	4	5	6	7	8	9	A	B	C	D	E	F
ON	0.05	0.1	0.2	0.3	0.4	0.5	0.6	0.7	0.8	0.9	1	1.1	1.2	1.3	1.4	1.5
ON	0.25	0.5	1	1.5	2	2.5	3	3.5	4	4.5	5	6	7	8	9	10
ON	1.5	3	6	9	12	15	18	21	24	27	30	36	42	48	54	60
ON	15	30	60	90	120	150	180	210	240	270	300	360	420	480	540	600

STATUS TABLE, LED'S

LED ON	LED K1	LED K2	LED K3	LED K4	Interpretation / Possible Fault (depends on which connection example is being used)
ON	OFF	OFF	OFF	OFF	Supply OK
OFF	OFF	OFF	OFF	OFF	Supply not connected or missing / bad connection
ON	Blinking	Blinking	Blinking	Blinking	Monitoring circuit has not detected any faults and the relay is ready for reset
ON	ON	ON	ON	ON	Relay activated
ON	OFF	OFF	ON	ON	Emergency stop activated, time delay still active

